
PRICE LIST

Principal Collection
EUR Public Price List
2017

Est
CC

CONTENTS

Lighting

Corona	04
Fold	04
Lighthouse	04
Louvre Light	04
Tank	04
Tiki	04
Torch Light	05
Torch Light, Bunch	06

Tables

Aqua Table	15
M5	15
Surface Table	15
Table	15
Udukuri	16
Wrongwoods	16
Zero-In	16
Zipzi	16

Accessories

Font Clock	08
Pour	08
Store	08
Wrongwoods	08

Storage

Crate Series	18
Stack	18
Wrongwoods	18

Seating

Alto	10
Butt	10
Cape	10
Drift	10
Drift Concrete	10
Drift-In, Drift-Out	11
Easy	11
Frame Chair	11
Heidi	11
Mollo	12
MOOT	12
Nekton	12
Quilt	12
Step	12
Surface Chair	13
Tudor Chair	13

Flooring

Wall to Wall	20
--------------	----

Spare and Replacement Parts	21
-----------------------------	----

Fabric Chart	22
Specifications	29
Terms & Conditions	40

LIGHTING



Corona
Frank



Fold
Alexander Taylor



Lighthouse
Ronan & Erwan Bouroullec



Louvre Light
Klauser & Carpenter



Tank
Alexander Taylor



Tiki
Nao Tamura



Torch Light
Sylvain Willenz



Torch Light, Bunch
Sylvain Willenz

Corona

Frank



S2

S2 Ø490, 220/240V, white gloss interior, white matt exterior	E&S-C-COR-S2-1731-CM22	1.740
S2 Ø490 C, 220/240V, white gloss interior, metallic copper exterior	E&S-C-COR-S2-1619-CM22-07	1.948

Light Fitting: S2: G9, 1× max 75W, 220/240V, clear PVC cable

Notes: Artisan material and process; slight variations in ceramic glaze can occur; bespoke ceramic finishes possible (project MOQ 20)

Fold

Alexander Taylor



T1 H230, 220/240V, signal white with red cable	E&S-C-FOL-T1-0128-MT22	116
T1 H230, 220/240V, sulphur yellow with black cable	E&S-C-FOL-T1-0136-MT77	116
T2 H450, 220/240V, signal white with red cable	E&S-C-FOL-T2-0150-MT22	304
T2 H450, 220/240V, sulphur yellow with black cable	E&S-C-FOL-T2-0152-MT77	304

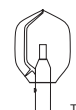
Light Fitting: T1: E14, 1× max 60W, 220/240V, braided fabric twisted cable, inline on/off switch;

T2: E27, 1× max 100W, 220/240V, braided fabric twisted cable, in-line on/off switch

Notes: T1 must be ordered in multiples of 4; T2 must be ordered in multiples of 2; T2 packaged part assembled; bespoke RAL reference colour possible (project MOQ T1: 100, T2: 50); F1 H1550 possible (project MOQ 50)

Lighthouse

Ronan & Erwan Bouroullec



T1

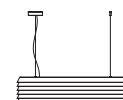
T1 shade only, amber blown glass	E&S-C-LTH-T1-6224-GL96	1.664
T1 shade only, grey blown glass	E&S-C-LTH-T1-6223-GL94	1.664
T1 H695 base only, 220/240V, matt Carrara white marble	E&S-C-LTH-T1-6221-00	1.248
T1 H695 base only SP, 220/240V, matt Marquina black marble	E&S-C-LTH-T1-6219-00	1.772

Light Fitting: T1: G9, 1× max 75W, 220/240V, braided fabric cable, integrated dimmable on/off switch

Notes: Must order one glass shade and one marble base each for complete product; artisan material and process, variations occur; fragile, not suitable for courier delivery; packaged part assembled, please follow instructions to balance glass shade

Louvre Light

Klauser & Carpenter



S1

S1 L950, with integrated dimmer, 220/240V, anodised black	E&S-C-LOU-S1-1707-MT19	2.912
S1 L950 BR, with integrated dimmer, 220/240V, anodised bronze	E&S-C-LOU-S1-1704-MT15	3.120

Light Fitting: S1: 2× T5 linear fluorescent 39W (electronic dimmable ballast), 220/240V, PVC clear cable

Notes: Crated to prevent damage during transportation; please follow installation instructions to avoid handling damage to aluminium louvres; natural and bespoke anodised finishes possible (project MOQ 20)

Tank

Alexander Taylor



Product	Code	EUR excl. VAT
S1 Ø500, 220/240V, black	E&S-C-TAN-S1-0317-MT32	936
S1 Ø500, 220/240V, signal white	E&S-C-TAN-S1-0192-MT22	936
S2 Ø720, 220/240V, black	E&S-C-TAN-S2-0312-MT32	1.456
S2 Ø720, 220/240V, signal white	E&S-C-TAN-S2-0180-MT22	1.456

Light Fitting: S1, S2: E27, 1× max 100W, 220/240V, clear PVC cable
 Notes: Bespoke RAL reference paint finishes possible (project MOQ 50)

Tiki

Nao Tamura



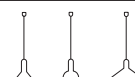
Product	Code	EUR excl. VAT
T1 H365, 220/240V, black	E&S-C-TIK-T1-5151-CM32	2.184
T1 H365 SP, 220/240V, metallic copper	E&S-C-TIK-T1-5376-CM07	2.464

Light Fitting: integrated white LED, 220/240V, black PVC cable, in-line on/off switch

Notes: Packaged part assembled, artisan material and process, slight variations in ceramic glaze can occur; fragile, not suitable for courier delivery; please contact E&S for stock availability

Torch Light

Sylvain Willenz



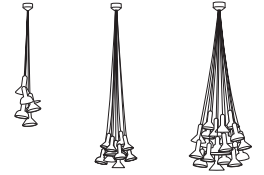
Product	Code	EUR excl. VAT
S1 cone Ø150, 220/240V, black with black cable	E&S-C-TOR-S1-0772-TH38	136
S1 cone Ø150, 220/240V, red with red cable	E&S-C-TOR-S1-1363-TH44	136
S1 cone Ø150, 220/240V, signal grey with red cable	E&S-C-TOR-S1-0757-TH69	136
S1 cone Ø150, 220/240V, signal grey with yellow cable	E&S-C-TOR-S1-1778-TH69	136
S1 cone Ø150, 220/240V, yellow with yellow cable	E&S-C-TOR-S1-1856-TH78	136
S2 round Ø150, 220/240V, black with black cable	E&S-C-TOR-S2-0784-TH38	136
S2 round Ø150, 220/240V, signal grey with red cable	E&S-C-TOR-S2-1430-TH69	136
S3 cone Ø300, 220/240V, black with black cable	E&S-C-TOR-S3-0796-TH38	196
S3 cone Ø300, 220/240V, red with red cable	E&S-C-TOR-S3-1370-TH44	196
S3 cone Ø300, 220/240V, signal grey with red cable	E&S-C-TOR-S3-0787-TH69	196
S3 cone Ø300, 220/240V, signal grey with yellow cable	E&S-C-TOR-S3-1787-TH69	196
S3 cone Ø300, 220/240V, yellow with yellow cable	E&S-C-TOR-S3-1860-TH78	196
T1 cone Ø150, 220/240V, black with black cable	E&S-C-TOR-T1-0810-TH38	152
T1 cone Ø150, 220/240V, red with red cable	E&S-C-TOR-T1-1347-TH44	152
T1 cone Ø150, 220/240V, yellow with yellow cable	E&S-C-TOR-T1-1852-TH78	152

Light Fitting: S1, S2: E14, 1× max 6W LED, 220/240V, PVC cable; S3: E14, 1× max 6W LED, 220/240V, PVC cable L2000mm; T1,: E14, 1× max 6W LED, 220/240V, PVC cable, in-line on/off switch

Notes: E14 6W LED must be used, do not replace with any other type of bulb; suspension and table lights available in five colours; non-listed bespoke cable colours, pairings and lengths possible (project MOQ 10, surcharge €10 per light, lead time 8 weeks); protect against exposure to heat above 60C; not recommended for continuous use over 16h

Torch Light, Bunch

Sylvain Willenz



Product	Code	EUR excl. VAT
S5 bunch/ L1400, 220/240V, black with black cable	E&S-C-TOR-S5-4992-TH38	708
S5 bunch/ L1400, 220/240V, red with red cable	E&S-C-TOR-S5-4995-TH44	708
S5 bunch/ L1400, 220/240V, signal grey with red cable	E&S-C-TOR-S5-4996-TH69	708
S5 bunch/ L1400, 220/240V, signal grey with yellow cable	E&S-C-TOR-S5-4997-TH69	708
S5 bunch/ L1400, 220/240V, yellow with yellow cable	E&S-C-TOR-S5-4998-TH78	708
S10 bunch/ L1800, 220/240V, black with black cable	E&S-C-TOR-S10-0964-TH38	1.292
S10 bunch/ L1800, 220/240V, red with red cable	E&S-C-TOR-S10-1342-TH44	1.292
S10 bunch/ L1800, 220/240V, signal grey with red cable	E&S-C-TOR-S10-1374-TH69	1.292
S10 bunch/ L1800, 220/240V, signal grey with yellow cable	E&S-C-TOR-S10-1789-TH69	1.292
S10 bunch/ L1800, 220/240V, yellow with yellow cable	E&S-C-TOR-S10-1862-TH78	1.292
S20 bunch/ L1800, 220/240V, black with black cable	E&S-C-TOR-S20-0963-TH38	2.028
S20 bunch/ L1800, 220/240V, red with red cable	E&S-C-TOR-S20-1344-TH44	2.028
S20 bunch/ L1800, 220/240V, signal grey with red cable	E&S-C-TOR-S20-1443-TH69	2.028
S20 bunch/ L1800, 220/240V, signal grey with yellow cable	E&S-C-TOR-S20-1795-TH69	2.028
S20 bunch/ L1800, 220/240V, yellow with yellow cable	E&S-C-TOR-S20-1868-TH78	2.028

Light Fitting: S5: E14, 5× max 6W LED, 220/240V, PVC cable; S10: E14, 10× max 6W LED, 220/240V, PVC cable; S20: E14, 20× max 6W LED, 220/240V, PVC cable

Notes: E14 6W LED must be used, do not replace with any other type of bulb; length detailed is the approximate drop height from the ceiling fixing to the bottom of the bunch; group suspension lights available in five colours; non-listed bespoke cable colours, pairings and length possible (surcharge S5: €60, S10: €120, S20: €240, lead time 8 weeks); protect against exposure to heat above 60C, not recommended for continuous use over 16h

ACCESSORIES



Font Clock
Sebastian Wrong



Pour
Est^d Collection



Store
Est^d Collection



Wrongwoods
Richard Woods & Sebastian Wrong

Font Clock

Sebastian Wrong



G100 small	E&S-C-FON-G100-0216-G100	416
G225 medium	E&S-C-FON-G225-0217-G225	832
G270 large	E&S-C-FON-G270-0218-G270	1.248

Notes: G100 must be ordered in multiples of 4; G225 must be ordered in multiples of 2; includes booklet; to protect the mechanism please follow start up instructions (label on clock reverse); G100 free-standing base (option); not suitable for courier delivery

Pour

Est^d Collection



300ml, half pint	E&S-C-POU-300ml-1804-MT05	136
580ml, pint	E&S-C-POU-580ml-1805-MT05	156
750ml, wine bottle	E&S-C-POU-750ml-1806-MT05	188

Notes: Artisan material and process, variations occur; please contact E&S for stock availability

Store

Est^d Collection



Ø140 H140, gloss grey, matt black base	E&S-C-STR-H140-1488-CM63	80
Ø140 H140, gloss natural white, matt white base	E&S-C-STR-H140-1487-CM22	80
Ø140 H140, gloss yellow, white matt base	E&S-C-STR-H140-1485-CM78	80
Ø140 H140, matt black, gloss black base	E&S-C-STR-H140-1486-CM32M	80
Ø140 H175, gloss grey, matt black base	E&S-C-STR-H175-1492-CM63	88
Ø140 H175, gloss natural white, matt white base	E&S-C-STR-H175-1491-CM22	88
Ø140 H175, gloss yellow, matt white base	E&S-C-STR-H175-1489-CM78	88
Ø140 H175, matt black, gloss black base	E&S-C-STR-H175-1490-CM32M	88
Ø140 H210, gloss grey, matt black base	E&S-C-STR-H210-1504-CM63	88
Ø140 H210, gloss natural white, matt white base	E&S-C-STR-H210-1503-CM22	88
Ø140 H210, gloss yellow, matt white base	E&S-C-STR-H210-1501-CM78	88
Ø140 H210, matt black, gloss black base	E&S-C-STR-H210-1502-CM32M	88
Ø215 H180, gloss grey, matt black base	E&S-C-STR-H180-1500-CM63	104
Ø215 H180, gloss natural white, matt white base	E&S-C-STR-H180-1499-CM22	104
Ø215 H180, gloss yellow, matt white base	E&S-C-STR-H180-1497-CM78	104
Ø215 H180, matt black, gloss black base	E&S-C-STR-H180-1498-CM32M	104

Notes: Artisan material and process, slight variations in ceramic glaze can occur; not suitable for courier delivery; bespoke ceramic finishes possible(project MOQ 100); please contact E&S for stock availability

Wrongwoods

Richard Woods & Sebastian Wrong



L440 tray, four colour candyman	E&S-C-WRG-L440-4410-WD15	0.01	168
L440 tray, white with black	E&S-C-WRG-L440-4409-WD13	0.01	168

Notes: Must be ordered in multiples of 4 (can be ordered in combination); artisan material and process, variations occur; not suitable for courier delivery

SEATING



Alto
Michael Marriott



Butt
Est^d Collection



Cape
Konstantin Grcic



Drift
Amanda Leveté



Drift Concrete
Amanda Leveté



Drift-In, Drift-Out
Amanda Leveté



Easy
Klauser & Carpenter



Frame Chair
Wouter Scheublin



Heidi
Sebastian Wrong



Mollo
Philippe Malouin



MOOT
Ross Lovegrove



Nekton
Zaha Hadid



Quilt
Ronan & Erwan Bouroullec



Step
Federico Gregorutti



Surface Chair
T. Woodgate & J. Barnard



Tudor Chair
Jaime Hayon

Alto
Michael Marriott



H640, set of two, black stained	E&S-C-ALT-H640-1770-WD33	1.028
---------------------------------	--------------------------	-------

Price for set of 2

Notes: Suitable for general contract use; anti-tilt feet

Butt
Est^d Collection

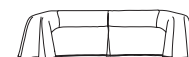


H490, set of two, black	E&S-C-BUT-H490-1695-TH32	272
H490, set of two, bright blue	E&S-C-BUT-H490-1696-TH84	272
H490, set of two, navy blue	E&S-C-BUT-H490-1697-TH77	272
H490, set of two, orange	E&S-C-BUT-H490-1698-TH52	272
H490, set of two, yellow	E&S-C-BUT-H490-4920-TH79	272

Price for set of 2

Notes: Stable, strong and durable; suitable for permanent outdoor use; UV tested for minimal fading; stackable in multiples of 4; 20+ colour options possible (project MOQ 20 set of two)

Cape
Konstantin Grcic



L2000 additional removable over cover Hot	E&S-C-CAP-L2000-5373-HOT	1.456
L2000 additional removable over cover Divina 3	E&S-C-CAP-L2000-1907-DIV	1.456
L2000 additional removable over cover Divina Melange 2/DivinaMD	E&S-C-CAP-L2000-5445-DMD	1.976
L2000 sofa Hot	E&S-C-CAP-L2000-5440-HOT	5.928
L2000 sofa Divina 3	E&S-C-CAP-L2000-1841-DIV	5.928
L2000 sofa Divina Melange 2/DivinaMD	E&S-C-CAP-L2000-5443-DMD	6.448

Notes: Suitable for residential use; L2000 considered as a three-seater sofa; additional removable over covers sold separately to provide interchangeable options; please see fabric chart for fabric and trim options; Sizes L2750 and L3500 quoted on request (project MOQ 5)

Drift
Amanda Levete



L2880 satin-matt, black	E&S-C-DRI-L2880-0210-CT32M	price on request
L2880 satin-matt, white	E&S-C-DRI-L2880-0211-CT22M	price on request
L2880 high-gloss, white	E&S-C-DRI-L2880-0075-CT22	price on request
L2880 high-gloss, black	E&S-C-DRI-L2880-0106-CT32	price on request

Notes: Suitable for residential and light contract use; this design should not be exposed to direct sunlight; use in an ambient environment, protect against exposure to temperatures below -4°C and above 40°C; satin-matt not recommended for use within high traffic areas; must not be shipped by air freight; crated to prevent damage during transportation; bespoke Pantone reference paint finishes possible

Drift Concrete
Amanda Levete



L2880	E&S-C-DRC-L2880-0655-CT06	price on request
-------	---------------------------	------------------

Notes: Stable, strong and durable; suitable for permanent outdoor use; requires to be placed on a level foundation; crated to prevent damage during transportation; professional lifting equipment (product weight approximate 300kg) or team of 10 people recommended

Drift-In, Drift-Out

Amanda Levette

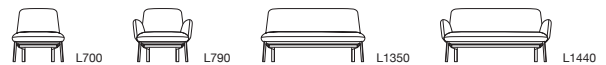


L1390 satin-matt, drift-in, white	E&S-C-DDO-L1390-0250-CT22M	price on request
L1390 satin-matt, drift-out, white	E&S-C-DDO-L1390-0251-CT22M	price on request
L1390 satin-matt, drift-in, black	E&S-C-DDO-L1390-5107-CT32M	price on request
L1390 satin-matt, drift-out, black	E&S-C-DDO-L1390-5108-CT32M	price on request
L1390 high-gloss, drift-in, white	E&S-C-DDO-L1390-5110-CT22	price on request
L1390 high-gloss, drift-out, white	E&S-C-DDO-L1390-5112-CT22	price on request
L1390 high-gloss, drift-in, black	E&S-C-DDO-L1390-5109-CT32	price on request
L1390 high-gloss, drift-out, black	E&S-C-DDO-L1390-5111-CT32	price on request

Notes: Suitable for residential and light contract use; this design should not be exposed to direct sunlight; use in an ambient environment, protect against exposure to temperatures below -4°C and above 40°C; satin-matt not recommended for use within high traffic areas; must not be shipped by air freight; crated to prevent damage during transportation; bespoke Pantone reference paint finishes possible

Easy

Klauser & Carpenter



L700 chair w/out arms COM	E&S-C-EAS-L700-4325-COM	1.820
L700 chair w/out arms CAT2	E&S-C-EAS-L700-0492-CAT2	2.236
L700 chair w/out arms CAT3	E&S-C-EAS-L700-0495-CAT3	2.392
L790 chair with arms COM	E&S-C-EAS-L790-4327-COM	2.236
L790 chair with arms CAT2	E&S-C-EAS-L790-0516-CAT2	2.704
L790 chair with arms CAT3	E&S-C-EAS-L790-0519-CAT3	2.964
L1350 sofa w/out arms COM	E&S-C-EAS-L1350-4329-COM	2.392
L1350 sofa w/out arms CAT2	E&S-C-EAS-L1350-0540-CAT2	3.120
L1350 sofa w/out arms CAT3	E&S-C-EAS-L1350-0543-CAT3	3.380
L1440 sofa with arms COM	E&S-C-EAS-L1440-4331-COM	2.808
L1440 sofa with arms CAT2	E&S-C-EAS-L1440-0564-CAT2	3.588
L1440 sofa with arms CAT3	E&S-C-EAS-L1440-0567-CAT3	3.952

Notes: Stable, strong and durable; suitable for general contract use; L1350, L1440 considered as a two-seater sofa; please see fabric chart for fabric and leather options; COM possible; standard finish nickel plated frame, bespoke RAL reference colour frame possible (project MOQ 5)

Frame Chair

Wouter Scheublin



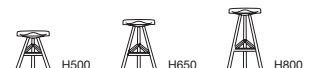
H440 natural oak, set of two, with bolt detail	E&S-C-FRA-H440-1901-WD07	1.248
--	--------------------------	-------

Notes: Suitable for residential and light contract use; bespoke Pantone reference painted finishes possible (project MOQ 25 set of two)

Price for set of 2

Heidi

Sebastian Wrong



H500, black	E&S-C-HEI-H500-5705-TH32	572
H500, red	E&S-C-HEI-H500-5706-TH44	572
H500, white	E&S-C-HEI-H500-5707-TH22	572
H650, black	E&S-C-HEI-H650-5708-TH32	600
H650, red	E&S-C-HEI-H650-5709-TH44	600
H650, white	E&S-C-HEI-H650-5710-TH22	600
H800, black	E&S-C-HEI-H800-5711-TH32	624
H800, red	E&S-C-HEI-H800-5712-TH44	624
H800, white	E&S-C-HEI-H800-5713-TH22	624

Notes: Suitable for moderate contract use; legs are now ash wood; stained to resemble an oiled oak finish

Mollo

Philippe Malouin



H440

L1700 armchair Gentle	E&S-C-MOL-L1700-5826-GEN	8.528
-----------------------	--------------------------	-------

Notes: Suitable for moderate contract use; please see fabric chart

MOOT

Ross Lovegrove



H465

H465, woven carbon fibre, high gloss lacquer	E&S-C-MOO-H465-5240-CT17	price on request
--	--------------------------	------------------

Notes: Suitable for residential use; artisan material and process, variations occur

Nekton

Zaha Hadid



L870-L1120

L870-L1120, satin-matt set of four stools, black	E&S-C-NEK-L870-L1120-5116-CT32M	3.18	price on request
L870-L1120, satin-matt set of four stools, white	E&S-C-NEK-L870-L1120-0215-CT22M	3.18	price on request
L870-L1120, high-gloss set of four stools, white	E&S-C-NEK-L870-L1120-5115-CT22	3.18	price on request
L870-L1120, high-gloss set of four stools, black	E&S-C-NEK-L870-L1120-5114-CT32	3.18	price on request

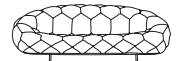
Notes: Suitable for residential and light contract use; this design should not be exposed to direct sunlight; use in an ambient environment, protect against exposure to temperatures below -4°C and above 40°C; must not be shipped by air freight; crated to prevent damage during transportation; satin-matt not recommended for use within high traffic areas

Quilt

Ronan & Erwan Bouroullec



L1400



L2100

L1400 armchair uniform/uniform melange	E&S-C-QUI-L1400-5838-UNI	1.61	4.836
L1400 armchair stitch	E&S-C-QUI-L1400-5839-STI	1.61	5.168
L1400 armchair, triangle	E&S-C-QUI-L1400-5840-TRI	1.61	5.168
L2100 sofa uniform/uniform melange	E&S-C-QUI-L2100-5841-UNI	1.85	7.872
L2100 sofa stitch	E&S-C-QUI-L2100-5842-STI	1.85	8.288
L2100 sofa triangle	E&S-C-QUI-L2100-5843-TRI	1.85	8.288

Notes: Stable, strong and durable; suitable for general contract use; L2100 considered as a three-seater sofa; please see fabric chart (stitch, triangle summit and cross are priced the same)

Step

Federico Gregorutti



H650



H750

H650, blue black	E&S-C-STE-H650-5415-WD76	0.24	448
H650, red	E&S-C-STE-H650-5419-WD46	0.24	448
H750, blue black	E&S-C-STE-H750-5160-WD76	0.24	448
H750, red	E&S-C-STE-H750-5165-WD46	0.24	448

Notes: Suitable for moderate contract use; artisan material and process, variations occur; bespoke Pantone reference wood stain finishes possible (project MOQ 30)

Surface Chair

Terence Woodgate & John Barnard



H460 woven carbon fibre, high gloss lacquer

E&S-C-SUC-H460-1911-MT32HG

price on request

Notes: Suitable for residential use; artisan material and process, variations occur; crated to prevent damage during transportation; please contact E&S for stock availability

Tudor Chair

Jaime Hayon



H440 chair w/out arms, chrome, black leather, diamond	E&S-C-TUD-H440-1094-MT17-LE30D	0.31	1.968
H440 chair w/out arms, chrome, black leather, leaf	E&S-C-TUD-H440-1262-MT17-LE30L	0.31	1.968
H440 chair w/out arms, gold, white leather, diamond	E&S-C-TUD-H440-1097-MT18-LE20D	0.31	2.028
H440 chair w/out arms, gold, white leather, leaf	E&S-C-TUD-H440-1263-MT18-LE20L	0.31	2.028
H440 chair with arms, chrome, black leather, diamond	E&S-C-TUD-H440-1100-MT17-LE30D	0.31	2.632
H440 chair with arms, chrome, black leather, leaf	E&S-C-TUD-H440-5646-MT17-LE30L	0.31	2.632
H440 chair with arms, gold, white leather, diamond	E&S-C-TUD-H440-4296-MT18-LE20D	0.31	2.696
H440 chair with arms, gold, white leather, leaf	E&S-C-TUD-H440-1265-MT18-LE20L	0.31	2.696

Notes: Stable and strong; suitable for general contract use; please see fabric chart for fabric and leather options; COM possible (project MOQ 6)

TABLES



Aqua Table
Zaha Hadid



M5
Frank



Surface Table
T. Woodgate & J. Barnard



Table
Caruso St John



Udukuri
Jo Nagasaka



Wrongwoods
Richard Woods & Sebastian Wrong



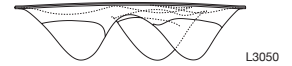
Zero-In
BarberOsgerby



Zipzi
Michael Young

Aqua Table

Zaha Hadid



L3050 D1350 satin-matt, black	E&S-C-AQU-L3050-0205-CT32M	price on request
L3050 D1350 satin-matt, white	E&S-C-AQU-L3050-0206-CT22M	price on request
L3050 D1350 high-gloss, white	E&S-C-AQU-L3050-0013-CT22	price on request
L3050 D1350 high-gloss, black	E&S-C-AQU-L3050-0012-CT32	price on request

Notes: This design should not be exposed to direct sunlight; use in an ambient environment, protect against exposure to temperatures below -4°C and above 40°C; satin-matt not recommended for use within high traffic areas; must not be shipped by air freight; crated to prevent damage during transportation

M5

Frank



L1700 D800, black	E&S-C-MFV-L1700-0083-WD34	1.404
L1700 D800, white	E&S-C-MFV-L1700-0081-WD22	1.404
L2200 D900, black	E&S-C-MFV-L2200-0088-WD34	1.664
L2200 D900, white	E&S-C-MFV-L2200-0086-WD22	1.664

Notes: Stable, strong and durable; suitable for general contract use; packaged part assembled; bespoke laminate finishes possible; cable management possible (project MOQ 10)

Surface Table

Terence Woodgate & John Barnard



L2400 D1000 unidirectional carbon fibre, high gloss lacquer	E&S-C-SUR-L2400-0968-CT16	price on request
L2400 D1000 unidirectional carbon fibre, matt lacquer	E&S-C-SUR-L2400-0969-CT16M	price on request
L3000 D1000 unidirectional carbon fibre, high gloss lacquer	E&S-C-SUR-L3000-0739-CT16	price on request
L3000 D1000 unidirectional carbon fibre, matt lacquer	E&S-C-SUR-L3000-1018-CT16M	price on request

Artisan material and process, variations occur; crated to prevent damage during transportation, packaged part assembled; bespoke height possible, larger sizes available as part of the Limited Edition Collection please contact the customer service team

Table

Caruso St John

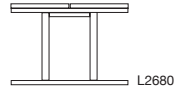


L2400 D900 black linoleum	E&S-C-TAB-L2400-0669-CT31	6.344
L2400 D900 glacier white Corian®	E&S-C-TAB-L2400-0670-CT21	6.968
L1800 D1800 black linoleum	E&S-C-TAB-L1800-0650-CT31	7.488
L1800 D1800 glacier white Corian®	E&S-C-TAB-L1800-0651-CT21	8.736

Notes: Stable, strong and durable; suitable for general contract use; packaged part assembled; crated to prevent damage during transportation; smaller bespoke sizes possible

Udukuri

Jo Nagasaka



L2680 D1000, midnight black	E&S-C-UDU-L2680-4782-ER62	price on request
L2680 D1000, ruby red	E&S-C-UDU-L2680-4783-ER64	price on request
L2680 D1000, turquoise	E&S-C-UDU-L2680-4781-ER60	price on request

Notes: Packaged part assembled; artisan material and process, variations occur; crated to prevent damage during transportation; this design should not be exposed to direct sunlight or extreme temperatures; surface must be protected from contact with hot objects; smaller bespoke sizes possible

Wrongwoods

Richard Woods & Sebastian Wrong




NEW L2000 D900 table, white with black	E&S-C-WRO-L2000-6265-WD13	2.704
NEW L2000 D900 table, grey with grey	E&S-C-WRO-L2000-6267-WD17	2.704
NEW L2000 D900 table, five colour Palm Springs	E&S-C-WRO-L2000-6266-WD18	3.072

Notes: Packaged part assembled (legs fitted on-site); artisan material and process, variations occur, crated to prevent damage during transportation

Zero-In

Barber & Osgerby



L900, black, black tinted glass	E&S-C-ZER-L900-1068-TH32	1.004
L900, black, transparent glass	E&S-C-ZER-L900-4169-TH32	1.004
NEW L900, cinnabar orange, transparent glass	E&S-C-ZER-L900-6274-TH58	1.004
L900, light blue, transparent glass	E&S-C-ZER-L900-5378-TH82	1.004
L900, umbra grey, transparent glass	E&S-C-ZER-L900-0004-TH66	1.004
L900, white, transparent glass	E&S-C-ZER-L900-0003-TH22	1.004

Notes: Stable, strong and durable; suitable for general contract use; packaged part assembled; toughened 4mm glass; bespoke Pantone reference paint finish possible for projects, £600 surcharge per colour

Zipzi

Michael Young



Ø500 H500, pattern 1 fresh hues	E&S-C-ZIP-Ø500-0243-PP16	4.940
Ø500 H500, pattern 3 warm hues	E&S-C-ZIP-Ø500-0295-PP18	4.940
Ø900 H350, pattern 2 cool hues	E&S-C-ZIP-Ø900-0293-PP17	5.376
Ø900 H350, pattern 3 warm hues	E&S-C-ZIP-Ø900-0296-PP18	5.376

Notes: Crated to prevent damage during transportation; 8mm toughened glass; please contact E&S for stock availability

STORAGE



Crate Series
Jasper Morrison




Stack
Raw Edges/Shay Alkalay



Wrongwoods
Richard Woods & Sebastian Wrong

Crate Series

Jasper Morrison

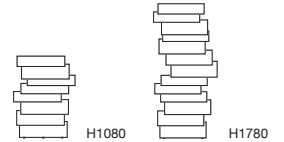


Product	Code	Price
The Crate L375	E&S-C-CRA-L375-0145-WD05	176
No.1 L700, red hinge	E&S-C-CRA-L700-0235-HI46	1.112
No.2 L1200, red hinge	E&S-C-CRA-L1200-0236-HI46	1.112

Notes: This design should not be exposed to direct sunlight, extreme temperatures or sudden changes in humidity

Stack

Raw Edges / Shay Alkalay

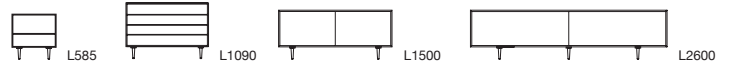


Product	Code	Price
H1080 8 drawer, green palette	E&S-C-STA-H1080-1107-WD70	3.920
H1080 8 drawer, neutral palette	E&S-C-STA-H1080-1109-WD60	3.920
H1080 8 drawer, red palette	E&S-C-STA-H1080-1108-WD40	3.920
H1080 8 drawer wood veneer	E&S-C-STA-H1080-1331-WD80	4.628
NEW H1080 8 drawer SP, sage palette	E&S-C-STA-H1080-6047-WD80	4.992
H1780 13 drawer, green palette	E&S-C-STA-H1780-1110-WD70	5.928
H1780 13 drawer, neutral palette	E&S-C-STA-H1780-1112-WD60	5.928
H1780 13 drawer, red palette	E&S-C-STA-H1780-1111-WD40	5.928
H1780 13 drawer wood veneer	E&S-C-STA-H1780-1332-WD80	7.020
NEW H1780 13 drawer SP, sage palette	E&S-C-STA-H1780-6052-WD80	7.488

Notes: Please refer to installation instructions before unpacking; blue palette finish possible (project MOQ 5)


Wrongwoods

Richard Woods & Sebastian Wrong



Product	Code	Price
L585 night table, pink with blue	E&S-C-WRO-L585-1470-WD14	1.892
NEW L585 night table, white with black	E&S-C-WRO-L585-1060-WD13	1.892
L585 night table, white with green	E&S-C-WRO-L585-0247-WD11	1.892
L585 night table, yellow with red	E&S-C-WRO-L585-0246-WD12	1.892
L1090 chest of drawers, pink with blue	E&S-C-WRO-L1090-1467-WD14	3.972
NEW L1090 chest of drawers, white with black	E&S-C-WRO-L1090-1064-WD13	3.972
L1090 chest of drawers, white with green	E&S-C-WRO-L1090-0249-WD11	3.972
L1090 chest of drawers, yellow with red	E&S-C-WRO-L1090-0248-WD12	3.972


FLOORING



Wall to Wall
Shay Alkalay & Yael Mer

Wall to Wall

Shay Alkalay & Yael Mer



L1000 D1000, natural oak	E&S-C-WAL-L1000-4636-WDW00	price on request
L1000 D1000, air palette, blue, mix of three hues, stained oak	E&S-C-WAL-L1000-4637-WDW01	price on request
L1000 D1000, sand palette, beige, mix of three hues, stained oak	E&S-C-WAL-L1000-4639-WDW03	price on request
L1000 D1000, stone palette, grey, mix of three hues, stained oak	E&S-C-WAL-L1000-4638-WDW02	price on request
L1000 D1000, bordeaux red, stained oak	E&S-C-WAL-L1000-4650-WDW14	price on request
L1000 D1000, candy pink, stained oak	E&S-C-WAL-L1000-4647-WDW11	price on request
L1000 D1000, dark green, stained oak	E&S-C-WAL-L1000-4646-WDW10	price on request
L1000 D1000, dark grey, stained oak	E&S-C-WAL-L1000-4641-WDW05	price on request
L1000 D1000, dark pink, stained oak	E&S-C-WAL-L1000-4649-WDW13	price on request
L1000 D1000, dark purple, stained oak	E&S-C-WAL-L1000-4651-WDW15	price on request
L1000 D1000, fuchsia pink, stained oak	E&S-C-WAL-L1000-4648-WDW12	price on request
L1000 D1000, grass green, stained oak	E&S-C-WAL-L1000-4645-WDW09	price on request
L1000 D1000, light green, stained oak	E&S-C-WAL-L1000-4644-WDW08	price on request
L1000 D1000, off-white, stained oak	E&S-C-WAL-L1000-4640-WDW04	price on request
L1000 D1000, orange, stained oak	E&S-C-WAL-L1000-4643-WDW07	price on request
L1000 D1000, yellow, stained oak	E&S-C-WAL-L1000-4642-WDW06	price on request

Notes: Bespoke herringbone parquet flooring system (1m² = 72 blocks L250mm × W65mm × H22mm); project minimum 30m²; accent colour minimum 1m²; add 10-15% approximate wastage; professional floor preparation and installation required; final layer of protective lacquer (supplied) must be applied after installation; artisan material and process, variations occur; CAD files & pattern suggestions available, design flexibility creates unique results please contact E&S for further information

Spare and Replacement Parts

CORONA, silvered glass diffuser	E&S-C-MSC-AP-4177-00	416
LIGHTHOUSE, glass bulb diffuser tube	E&S-C-MSC-AP-4691-00	48
TORCH LIGHT, Ø150 diffuser	E&S-C-MSC-AP-5030-00	20
TORCH LIGHT, Ø300 diffuser	E&S-C-MSC-AP-5032-00	28
ZERO-IN, glass, clear	E&S-C-MSC-AP-5859-00	280
ZERO-IN, glass, black tinted	E&S-C-MSC-AP-5860-00	384
STACK, white top panel	E&S-C-MSC-AP-5864-00	176
STACK, set of two, white side panels, small	E&S-C-MSC-AP-5865-00	176
STACK, set of two, white side panels, medium	E&S-C-MSC-AP-6132-00	176
STACK, set of two, white side panels, large	E&S-C-MSC-AP-6133-00	176
STACK, set of two, white side panels, bottom	E&S-C-MSC-AP-6134-00	176
STACK, set of two, coloured front panels	E&S-C-MSC-AP-5866-00	280
WRONGWOODS, set of four legs	E&S-C-MSC-AP-5871-00	104
WRONGWOODS, set of six legs (L2600)	E&S-C-MSC-AP-5872-00	140
WRONGWOODS, L1500, set of two doors, pink with blue	E&S-C-MSC-AP-6227-00	price on request
WRONGWOODS, L1500, set of two doors, white with black	E&S-C-MSC-AP-5873-00	728
WRONGWOODS, L1500, set of two doors, white with green	E&S-C-MSC-AP-5874-00	728
WRONGWOODS, L1500, set of two doors, yellow with red	E&S-C-MSC-AP-5875-00	728
WRONGWOODS, L2600, set of two doors, pink with blue	E&S-C-MSC-AP-6228-00	price on request
WRONGWOODS, L2600, set of two doors, white with black	E&S-C-MSC-AP-5876-00	1.248
WRONGWOODS, L2600, set of two doors, white with green	E&S-C-MSC-AP-5877-00	1.248
WRONGWOODS, L2600, set of two doors, yellow with red	E&S-C-MSC-AP-5878-00	1.248

Notes: For assistance with repairs or replacements please contact the customer service team

FABRIC CHART

Cape

Konstantin Grcic

kvadrat	Hot	19	HOT	75% cotton, 25% viscose	45.000	3	6
kvadrat	Divina 3	56	DIV	100% new wool	45.000	3	5-6
kvadrat	Divina Melange 2	24	DMD	100% new wool	45.000	3	6-7
kvadrat	Divina MD	27	DMD	100% new wool	45.000	3	6
Edging Tape	Gros Grain	130	N/A	60% cotton, 40% acrylic	N/A	N/A	N/A

Removable upholstery over-cover

Non-removable upholstery base cover (natural cotton and Kvadrat (maharam) Scubba 006 Mahogany)

Additional removable over-covers sold separately to provide interchangeable options

COL not possible

Sizes L2750 & L3500 quoted on request (MOQ 5)

Edging tape and upholstery stitching detail are colour matched

For edging tape colour chart please contact customer services

Over-cover must be made with an edging tape, it is not possible to substitute a different edging tape

For fabric choice and care please refer to manufacturers' technical specification

Fire requirement notes are for guidance only, always get approval from your local fire authority

Fire requirement must be stated clearly on customer purchase order

Easy

Klauser & Carpenter

kvadrat	Tonus 4	47	CAT2	90% new wool, 10% helanca	100.000	3	5-7
kvadrat	Tonus Meadow	24	CAT2	90% new wool, 10% helanca	100.000	3	5-7
kvadrat	Divina 3	56	CAT2	100% new wool	45.000	3	5-6
kvadrat	Divina Melange 2	24	CAT3	100% new wool	45.000	3	6-7
kvadrat	Divina MD	27	CAT3	100% new wool	45.000	3	6
kvadrat	Hallingdal 65	58	CAT3	70% new wool, 30% viscose	100.000	3	5-6
kvadrat	Hero	28	CAT3	96% new wool, 4% nylon	45.000	3-4	5-6
kvadrat	Balder	19	CAT3	68% new wool, 26% cotton, 6% nylon	100.000	4	6
Leather	Elmo Soft	70	POR	100% natural leather, semi-analine	2000/4	N/A	6

Customers-own-material

L700 chair without arms non-removable cover typical usage—L8.5m (>W1.4m)
 L790 chair with arms non-removable cover typical usage—L1.5m (>W1.4m)
 L1350 sofa without arms non-removable cover typical usage—L3.0m (>W1.4m)
 L1440 sofa with arms non-removable cover typical usage—L3.8m (>W1.4m)
 COM subject to sample fabric test, please supply minimum—100mm x 100mm

Customers-own-leather

L700 chair without arms non-removable cover typical usage—1 large hide
 L790 chair with arms non-removable cover typical usage—1.5 large hides
 L1350 sofa without arms non-removable cover typical usage—2 large hides
 L1440 sofa with arms non-removable cover typical usage—2.5 large hides
 COL subject to sample fabric test, please supply minimum —100mm x 100mm

Non-removable upholstery cover

COM fabric must be multi or two-way stretch (i.e. knitted or felted) to upholster curves
 For smooth upholstery finish COM fabric must not be thin
 COL must be for upholstery use, thickness 1,0-1,5mm
 For fabric choice and care please refer to manufacturers' technical specification
 Fire requirement notes are for guidance only, always get approval from your local fire authority
 Fire requirement must be stated clearly on customer purchase order

Mollo

Philippe Malouin

Febrik	Gentle	17	GEN	60% wool, 20% polyamide, 20% polyester	80.000	4-5	7
--------	--------	----	-----	--	--------	-----	---

Customers-own-material

L1730 non-removable upholstery cover typical usage—L5.0m (>W1.4m)

COM subject to sample fabric test, please supply minimum—100mm x 100mm

Non-removable upholstery cover, knitted as one piece

COM fabric must be multi or two-way stretch (i.e. knitted or felted) to upholster curves

COL not possible

For fabric choice and care please refer to manufacturers' technical specification

Fire requirement notes are for guidance only, always get approval from your local fire authority

Fire requirement must be stated clearly on customer purchase order

Quilt

Ronan & Erwan Bouroullec

Febrik	Uniform	34	UNI	68%wool, 22%polyamide, 10%polyester	80.000	4	6
Febrik	Uniform Melange	38	UNM	68%wool, 22%polyamide, 10%polyester	80.000	4	6
Febrik	Stitch	17	STI	20%wool, 9%polyamide, 10%polyester, 1%elasthan, 60%polyester filling	50.000	4	6
Febrik	Triangle	17	TRI	17%wool, 5%polyamide, 13%polyester, 65%polyester filling	60.000	4-5	7
Febrik	Cross	7	CRS	20%wool, 5%polyamide, 15%polyester, 60%polyester filling	50.000	4	6-7
Febrik	Summit	7	SUM	20%wool, 5%polyamide, 15%polyester, 60%polyester filling	50.000	4	6

Non-removable upholstery cover

COM, COL not possible

For fabric choice and care please refer to manufacturers' technical specification

Fire requirement notes are for guidance only, always get approval from your local fire authority

Fire requirement must be stated clearly on customer purchase order

www.febric.com

Tudor Chair

Jaime Hayon

Leather	E&S Leather	2	LEA	100% natural leather, semi-aniline	200/4	N/A	6
Leather	Elmo Soft	70	POR	100% natural leather, semi-aniline	2000/4	N/A	6

Customers-own-material

L460 chair without or with arms—L1.5m (>1.4m)

COM subject to sample fabric test, please supply minimum—100mm x 100mm

Customers-own-leather

L460 chair without or with arms—2 m²

COL subject to sample fabric test, please supply minimum—100mm x 100mm

Non-removable upholstery cover

For samples of E&S black and white leather please contact customer services

COM fabric must be multi or two-way stretch (i.e. knitted or felted) to upholster curves

COL must be for upholstery use, thickness 1,0-1,5mm

For fabric choice and care please refer to manufacturers' technical specification

Fire requirement notes are for guidance only, always get approval from your local fire authority

Fire requirement must be stated clearly on customer purchase order

Fabric Guidance Notes

Material choice

When you choose upholstery fabric consider how the textile will be used, its expected life and the amount of care. Some designs may not be suitable for all textile types. Generally, woven upholstery fabric offers the highest seating comfort.

Use of cotton

Cotton is most suitable for homes. Cotton does not have dirt-repellent properties, so it should not be used in areas with much traffic and little maintenance (eg contract)

Use of wool

Wool is suitable for all areas: office, hotels, institutions, homes. Wool fibre is elastic and has natural dirt repellent properties that keep the upholstery fabric neat for many years

Use of synthetic textiles

Synthetic textiles are typically hard-wearing and therefore suitable for many applications: offices, hotels, institutions, homes.

Leather Choice

Leather is hard-wearing and suitable for all areas: office, hotels, institutions, homes. Thermostatic properties make it warm in winter and cool in summer. Leather will always bear the marks of its natural origin and these characteristics can show as growth marks, scars, grain variation and shade variation between dyed hides.

Abrasion resistance

The most widely used method for determining abrasion resistance is the Martindale Method. The abrasion value is one of the key factors to consider when choosing fabric Classification value stating the minimum abrasion resistance required for various types of application.

In the Home

Rooms used occasionally

Soft upholstery 10,000 revolutions

Hard upholstery 15,000 revolutions

Rooms used intensively

Soft upholstery 15,000 revolutions

Hard upholstery 25,000 revolutions

Public Areas and Public Environments

Hotel and meeting rooms and hospital wards not used intensively

Soft upholstery 10,000 revolutions

Hard upholstery 15,000 revolutions

Lounges in hospitals and nursing homes, Function rooms and student hostels

Soft upholstery 15,000 revolutions

Hard upholstery 25,000 revolutions

Offices, staff rooms, meeting and lecture rooms, restaurants, canteens, cinemas, theatres and aircraft

Soft upholstery 25,000 revolutions

Hard upholstery 35,000 revolutions

Trains, buses, passenger boats, hotel foyers, departure halls, cafeterias and schools

Soft upholstery 30,000 revolutions

Hard upholstery 45,000 revolutions

Cleaning: upholstery fabric

Regular cleaning is important in order to keep the upholstery textile looking its best and to prolong its life. Dust and dirt wear down the textile and also reduce its fire-retardant properties. Vacuum frequently, ideally every week, at half power where appropriate. Wipe upholstery fabrics made from polyurethane with a dry or moist cloth.

It is usually recommended that upholstered furniture with normal commercial use should be cleaned 2-3 times a year. Upholsteries in private households usually need less frequent cleaning.

Appropriate maintenance and regular cleaning can prolong the textile's life cycle and reduce costs for renovation and repair, replacement and disposal.

Cleaning: leather

Leather is a living material that matures beautifully if treated properly. You should therefore consider the following:

Never place leather furniture closer than 20-30 cm to a radiator or in direct sunlight.

Do not use harsh chemicals, saddle soap or unidentified leather cleaners, solvents and oils.

Keep free of dust and grit. Vacuum clean leather often with a soft brush. Regularly clean contact areas such as arm and head rests to avoid build-up of perspiration and body oils, which may discolour leather.

Leather can be maintained by wiping with a cool damp cloth. For tougher soiling, use a PH balanced soap on a cloth and rinse. Remember to always use cool water. Repeat if needed. Mild leather cleaning products and protection treatments are widely available, always seek instruction from the manufacturer. We recommend professional cleaning with specialist leather cleaners and conditioners in strict accordance with manufacturer's instructions.

Fabric Guidance Notes

Fire requirements

This information is for guidance only. There are differences relating to whether textiles are for the home or for contact use.

The most common regulations are described, but there may be special areas where other requirements apply. In addition, the local fire authority must generally approve the textiles used.

Fire requirement must be stated clearly on customer purchase order

Private sector – furniture fabric

- Austria
No legal requirement
- Belgium / Spain
The same requirements as France often apply
- Denmark, Germany
No legal requirement, recommend: EN 1021-1 (cigarette test)
Ignition source 0
- Finland, Norway, Sweden
Legal requirement: EN 1021-1 (cigarette test). Ignition source 0
- France
No legal requirement, recommend: EN 1021-1/2 (cigarette + match test). This also applies to the office sector
- Italy
No legal requirement, recommend: EN 1021-1/2 (cigarette + match test). Ignition source 0-1
- Switzerland
No legal requirement, recommend: SN 198 898, Class 4.2
- The Netherlands
The same requirements as the UK often apply
- United Kingdom
Legal requirement: BS 5852, Part 1 (cigarette + match test).
Ignition source 0-1. Where an inter-liner is used, the cover is only required to pass the cigarette test, ignition source 0. This only applies, however, where the cover consists of a minimum of 75% cotton, linen, viscose, modal, silk or wool
- USA
There are no general requirements

Contract sector – furniture fabric

- Austria
No legal requirement, recommend: ÖNORM 3800, Teil 1
ÖNORM 3825
- Belgium / Spain
The same requirements as France often apply
- Denmark
No requirements, recommend: EN 1021
- France
NF D 60 013 / AM 18 has replaced NF P 92 507 M2 EN 1021-1/2 (cigarette + match test) often accepted for movable furniture
- Finland
Hotels and catering – legal requirement: EN 1021-1/2 (cigarette + match test). Ignition source 0-1. Offices and hospitals, no requirement
- Germany
Catering – legal requirement: DIN 54 342, part 1 (= EN 1021-1, cigarette test). Cinemas – if smoking is permitted – upholstery must comply with DIN 4102 B1. Offices, no legal requirement, recommend: EN 1021- 1/2 or DIN 4102 B2. Hotels and Hospitals – the local fire authority sets requirements, generally specifying DIN 4102, B2 or B1. Compliance with B1 is usually required for use in hospitals. Public places + 200 persons: DIN 4102 B1 (MV stätt V § 33)
- Italy
Legal requirement: UNI 9175, Class 1 IM. In addition, the combined totality of materials has to be tested
- Norway
Catering – no requirement. The local fire authority may require: EN 1021-1 (cigarette test). Ignition source 0. Hotels, offices and hospitals no requirement
- Sweden
Hotels and catering legal requirement: same as the private sector. In some cases, the fire authorities may also require: EN 1021-2 (match test). Ignition source 1. Offices and hospitals – no requirement
- Switzerland
No legal requirement, recommend: SN 198 898, Class 5.2
- The Netherlands
The same requirements as the UK often apply
- United Kingdom
Legal requirement: EN 1021-1/2 (cigarette + match test). BS 5852, crib 5. Offices, BS 5852 Ignition source 2-5
- USA
Some states have legal requirements, e.g. California Tech. Bulletin 133, which is required in “high risk buildings”, etc.; others are voluntary, e.g. Cal. Tech. Bulletins 116 and 117; elsewhere there are no requirements whatsoever. It is necessary to investigate the fire requirements individually for each project

SPECIFICATIONS

Corona

Frank

Design: 2010

Description: Suspension light

Light Emission: Direct

Light Fitting:

S2: G9, 1 × max 75W, 220/240V, clear PVC cable

Dimensions:

S2: Ø490mm × H170mm, cable L2000mm, 6.2kg

Materials: Ceramic, opal hand blown glass with polished stainless steel reflector, powder-coated steel fixings, steel suspension cable

Compliant: CE marking

Colours: White gloss interior with white matt exterior, white gloss interior with metallic copper exterior



Fold

Alexander Taylor

Design: 2005

Description: Table light in two sizes

Light Emission: Direct and in-direct

Light Fitting:

T1: E14, 1 × max 60W, 220/240V, braided fabric twisted cable, inline on/off switch

T2: E27, 1 × max 100W, 220/240V, braided fabric twisted cable, inline on/off switch

Dimensions:

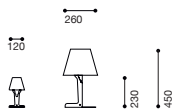
T1: H230mm, shade L120mm × D120mm, base Ø120mm, cable L750mm, 0.8kg

T2: H450mm, shade L260mm × D260mm, base Ø260mm, cable L1500mm, 2.7kg

Materials: Powder-coated steel

Compliant: CE marking

Colours: Signal white RAL 9003 with red cable, sulphur yellow RAL 1016 with black cable



Lighthouse

Ronan & Erwan Bouroullec

Design: 2010

Description: Table light

Light Emission: Diffused

Light Fitting:

T1: G9, 1 × max 75W, 220/240V, braided fabric cable, integrated dimmable on/off switch

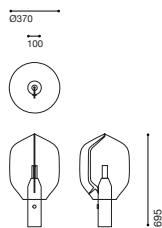
Dimensions:

T1: H695mm, shade Ø370mm × H465mm, base Ø100mm, cable L1500mm, 13kg

Materials: Hand blown glass, anodised aluminium, marble

Compliant: CE marking

Colours: Grey blown glass with matt Carrara white marble, grey blown glass with matt Marquina black marble, amber blown glass with matt Marquina black marble



Print

Sylvain Willenz

Design: 2010

Description: Suspension light

Light Emission: Diffused

Light Fitting: **S1:** E27, 1 × max 75W, 220/240V, clear PVC cable

Dimensions: **S1:** Ø400mm × H300mm, cable L2000mm, 2.8kg

Materials: Hand blown glass with diffuser relief, powder-coated steel fixings, steel suspension cable

Colours: Grey with etched interior and part sand-blasted exterior; white with etched interior and part sand-blasted exterior



Louvre Light

Klauser & Carpenter

Design: 2008

Description: Suspension light

Light Emission: Direct and in-direct

Light Fitting:

S1: 2 × T5 linear fluorescent 39W (electronic ballast), 220/240V, PVC clear cable

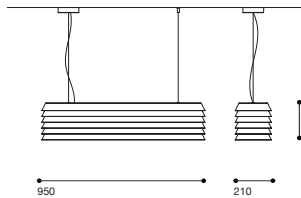
Dimensions:

S1: Shade L950mm × D210mm × H215mm, cable L2000mm, 6.8kg

Materials: Anodised aluminium, polycarbonate diffuser, powder-coated aluminium and steel fixings, steel suspension cable

Compliant: CE marking

Colours: Anodised black, anodised bronze



Tank

Alexander Taylor

Design: 2006

Description: Suspension light in two sizes

Light Emission: Direct and in-direct

Light Fitting:

S1: E27, 1x max 100W, 220/240V, clear PVC cable

S2: E27, 1x max 150W, 220/240V, clear PVC cable

Dimensions:

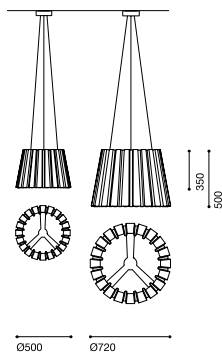
S1: Ø500mm x H350mm, cable L2000mm, 3.9kg

S2: Ø720mm x H500mm, cable L3000mm, 7.2kg

Materials: Powder-coated aluminium (shade), powder coated steel, frosted glass diffuser, steel suspension cable

Compliant: CE marking

Colours: Black RAL 9005, signal white RAL 9003



Tiki

Nao Tamura

Design: 2014

Description: Table light

Light Emission: Direct

Light Fitting:

T1: Integrated white LED, 220/240V, black PVC cable, inline on/off switch

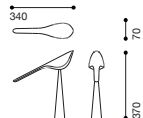
Dimensions:

T1: H370mm x L340mm x D70mm, cable L1500mm, 1.5kg

Materials: Gloss glazed ceramic, acrylic

Compliant: ENEC marking

Colours: Black, metallic copper



Torch Light

Sylvain Willenz

Design: 2008

Description: Suspension light (cone in two sizes, round) with matching basic light

Light Emission: Direct

Light Fitting:

S1 Cone Ø150: E14, 1x max 6W LED, 220/240V, PVC cable

S2 Round Ø150: E14, 1x max 6W LED, 220/240V, PVC cable

S3 Cone Ø300: E14, 1x max 6W LED, 220/240V, PVC cable

T1 cone Ø150: E14, 1x max 6W LED, 220/240V, PVC cable, inline on/off switch

Dimensions:

S1 cone Ø150: Ø150mm x H210mm, cable L2000mm, 0.6kg

S2 round Ø150: Ø150mm x H210mm, cable L2000mm, 0.6kg

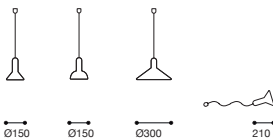
S3 cone Ø300: Ø300mm x H205mm, cable L2000mm, 0.8kg

T1 cone Ø150: Ø150mm x H210mm, cable L2000mm, 0.6kg

Materials: PVC dipped polymer shade and ceiling fixing, clear diamond textured polycarbonate diffuser

Compliant: CE marking

Colours: Black with black cable, red with red cable, signal grey with red cable, signal grey with yellow cable, yellow with yellow cable



Torch Light, Bunch

Sylvain Willenz

Design: 2008

Description: Group suspension light in three sizes

Light Emission: Direct

Light Fitting:

S5 bunch: E14, 5x max 6W LED, 220/240V, PVC cable

S10 bunch: E14, 10x max 6W LED, 220/240V, PVC cable

S20 bunch: E14, 20x max 6W LED, 220/240V, PVC cable

Dimensions:

S5 bunch: 3x S1 cone Ø150, 2x S2 round Ø150, approx Ø300mm, cable approx L1400mm, weight 3.5kg

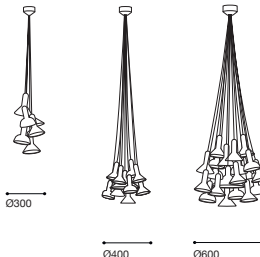
S10 bunch: 6x S1 cone Ø150, 3x S2 round Ø150, 1x S3 cone Ø300, approx Ø400mm, cable approx. L1800mm, weight 6kg

S20 bunch: 12x S1 cone Ø150, 7x S2 round Ø150, 1x S3 cone Ø300, approx Ø600mm, cable approx. L1800mm, weight 12kg

Materials: PVC dipped polymer shade and ceiling fixing, clear diamond textured polycarbonate diffuser

Compliant: CE marking

Colours: Black with black cable, red with red cable, signal grey with red cable, signal grey with yellow cable, yellow with yellow cable



Font Clock

Sebastian Wrong

Design: 2007

Description: Wall-mounted clock

Dimensions:

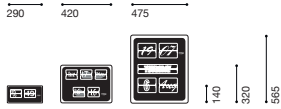
G100: L290mm × D110mm × H140mm, 1.2kg

G225: L420mm × D120mm × H320mm, 2.4kg

G270: L475mm × D160mm × H565mm, 5.0kg

Notes: G100 free-standing base (option), please follow start up instructions

Materials: White ABS plastic, clearview perspex, battery powered



Pour

Est^d Collection

Design: 2011

Description: Serving jugs

Dimensions:

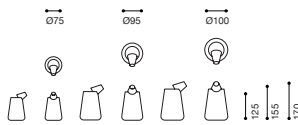
300ml half pint: Ø75mm × H125mm

580ml pint: Ø95mm × H155mm

750ml wine bottle: Ø100mm × H170mm

Notes: Artisan material and process, variations occur

Materials: Hand-crafted polished pewter



Store

Est^d Collection

Design: 2010

Description: Storage containers

Dimensions:

Ø140mm × H140mm, Ø140mm × H175mm,

Ø140mm × H210mm, Ø215mm × H180mm

Notes: Artisan material and process, variations occur

Materials: Matt and gloss glazed ceramic, cork lid, silicone seal

Colours: Gloss grey with matt black base, gloss natural white with matt white base, gloss yellow with matt white base, matt black with gloss black base



Wrongwoods

Richard Woods & Sebastian Wrong

Design: 2012

Description: Tray

Dimensions:


Tray:

L440mm × D330mm × H70mm

Notes: Artisan material and process, variations occur

Materials: Plywood, timber, paint, clear lacquer

Colours: Four colour candyman, white with black



Alto

Michael Marriott

Design: 2007

Description: Stool

Dimensions:

H710mm × L480mm × D370mm,
seat height 640mm

Materials: Powder-coated steel, black nickel plated steel, nylon anti-tilt feet, birch plywood

Colour: Black RAL 9005 frame with black nickel plated footrest and black stained birch plywood seat



Butt

Est'd Collection

Design: 2010


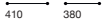
Description: Stool

Dimensions:

H490mm × L410mm × D380mm

Materials: Polypropylene

Colours: Black, bright blue, green, navy blue, orange, red, white, yellow



Cape

Konstantin Grcic

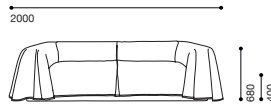
Design: 2011

Description: Upholstered sofa

Dimensions:

Sofa: L2000mm × D900 × H680mm,
seat height 400mm

Materials: Timber frame, foam core, non-removable upholstery base cover, removable upholstery over-cover



Drift

Amanda Levete

Design: 2006

Description: Bench

Dimensions:

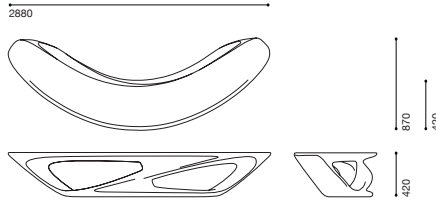
L2880mm × D870mm × H420mm,
seat depth 420mm

Materials: Glass reinforced polyester

Colours:

Satin-matt: Black RAL 9005, white RAL 9003

High-gloss: Black RAL 9005, white RAL 9003



Drift Concrete

Amanda Levete

Design: 2006

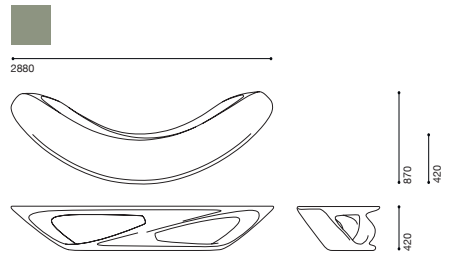
Description: Bench

Dimensions:

L2880mm × D870mm × H420mm,
seat depth 420mm

Materials: Cement and crushed white limestone with sealer

Colour: Natural



Drift-In, Drift-Out

Amanda Levete

Design: 2007

Description: Flexible seating segments

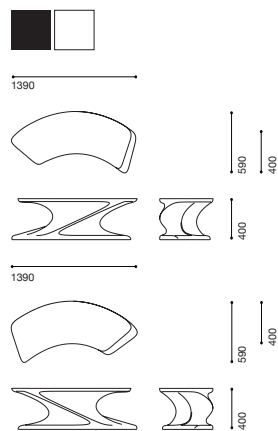
Dimensions:

L1390mm × D590mm × H400mm,
seat depth 400mm

Materials: Glass reinforced polyester

Colours:

Satin-matt: Black RAL 9005, white RAL 9003
High-gloss: Black RAL 9005, white RAL 9003



Easy

Klauser & Carpenter

Design: 2007

Description: Upholstered armchair and sofa, with or without arms

Dimensions:

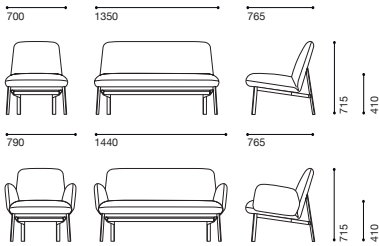
Chair (without or with arms):

L700/790mm × D765mm × H715mm, seat height 410mm

Sofa (without or with arms):

L1350/1440mm × D765mm × H715mm, seat height 410mm

Materials: Nickel plated steel, moulded foam, fixed non-removable upholstery cover



Heidi

Sebastian Wrong

Design: 2008

Description: Stool

Dimensions:

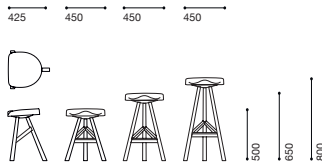
H500mm × L450mm × D425mm

H650mm × L450mm × D425mm

H800mm × L450mm × D425mm

Materials: Heat-formed acrylic, polyurethane, solid ash wood, wood stain, matt lacquer

Colours: Black, red, white



Mollo

Philippe Malouin

Design: 2014

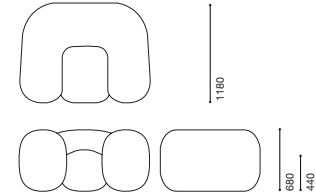
Description: Upholstered armchair

Dimensions:

L1730mm × D1180mm × H680mm, seat height 440mm

Materials: Foam, plywood, fixed non-removable upholstery cover

1730



MOOT

Ross Lovegrove

Design: 2013

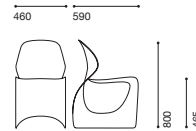
Description: Chair

Dimensions:

L590mm × D460mm × H800mm, seat height 465mm

Materials: Woven carbon fibre

Colour: Natural woven carbon fibre, high gloss lacquer



Frame Chair

Wouter Scheublin

Design: 2008

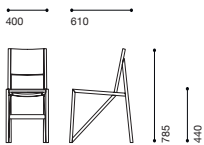
Description: Chair

Dimensions:

L400mm × D610mm × H785mm, seat height 440mm

Materials: European oak, oil, steel fixings

Colours: Natural oak



Nekton

Zaha Hadid

Design: 2007

Description: Flexible seating segments

Dimensions:

L870mm × D500mm × H510mm

L1020mm × D720mm × H520mm

L1030mm × D630mm × H500mm

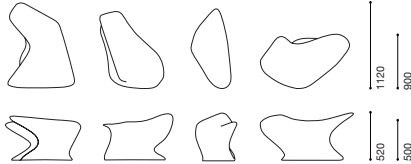
L1120mm × D900mm × H500mm

Materials: Glass reinforced polyester

Colours:

Satin-matt: Black RAL 9005, white RAL 9003

High-gloss: Black RAL 9005, white RAL 9003



Quilt

Ronan & Erwan Bouroullec

Design: 2009

Description: Upholstered armchair and sofa with matching ottoman

Dimensions:

Armchair:

L1400mm × D1200mm × H750mm,
seat height 350mm

Sofa:

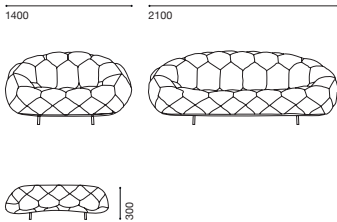
L2100mm × D1200mm × H750mm,
seat height 350mm

Ottoman:

L800mm × D600mm × H300mm

Materials: Powder-coated steel frame, glass reinforced polyester core, foam inserts, fixed non-removable upholstery cover, rubber feet

Frame: Black RAL 9011



Step

Federico Gregorutti

Design: 2014

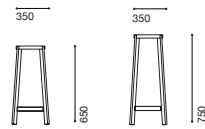
Description: Stool

Dimensions:

H650mm × Ø350mm, H750mm × Ø350mm

Materials: Solid ash wood, wood stain (optional), ash veneer (seat)

Colours: Blue black, red



Standard Unique

Maarten Baas

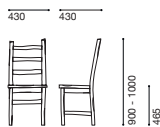
Design: 2009

Description: Chair

Dimensions: L430mm × D430mm × H900-1000mm, seat height 465mm

Materials: Matt painted beech

Colours: Black grey RAL 7021, off-white RAL 1013



Surface Chair

Terence Woodgate and John Barnard

Design: 2009

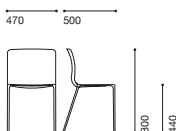
Description: Chair

Dimensions:

L470mm × D500mm × H800mm,
seat height 440mm

Materials: Woven carbon fibre, lacquer and carbon fibre (legs)

Colour: Natural carbon fibre, high gloss lacquer with black lacquer legs



Table, Bench, Chair

Industrial Facility/Sam Hecht

Design: 2009

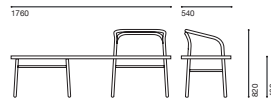
Description: Seating

Dimensions:

Bench: L1760mm × D540mm × H820mm,
seat height 460mm

Materials: Beech, natural waxed oak

Colours: Natural waxed oak seat with black stained beech frame



Tudor Chair

Jaime Hayon

Design: 2008

Description: Upholstered chair, with or without arms

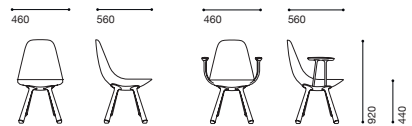
Dimensions:

L460mm × D560mm × H920mm,
seat height 440mm

Materials: Metal plated steel, composite, foam, non-removable upholstery, powder-coated steel (optional, arms)

Colours (legs): Metallic chrome finish, metallic gold finish

Upholstery (leather): Black or white leather with leaf or diamond stitched pattern



Aqua Table

Zaha Hadid

Design: 2005

Description: Display or dining table

Dimensions:

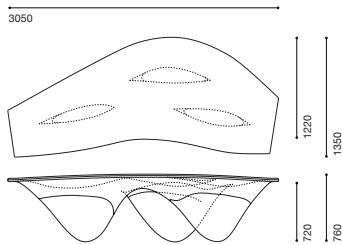
L3050mm × D1350mm × H760mm

Materials: Glass reinforced polyester

Colours:

Satin-matt: Black RAL 9005, white RAL 9003

High-gloss: Black RAL 9005, white RAL 9003



M5

Frank

Design: 2006

Description: Desk or dining table



Dimensions:

L1700mm × D800mm × H745mm

L2200mm × D900mm × H745mm

Materials: Birch plywood, clear lacquer, high-pressure laminate

Laminates: Black, green, white, yellow



Surface Table

Terence Woodgate & John Barnard

Design: 2008

Description: Meeting, display or dining table


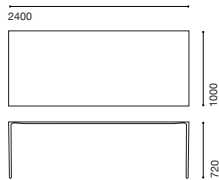
Dimensions:

L2400mm × D1000mm × H720mm

L3000mm × D1000mm × H720mm

Materials: Unidirectional carbon fibre, lacquer, steel (legs)

Colours: Unidirectional carbon fibre, high gloss lacquer/ matt lacquer with black lacquer legs



Table

Caruso St John

Design: 2008

Description: Meeting, display or dining table


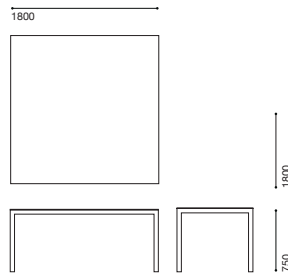
Dimensions:

L2400mm × D900mm × H750mm

L1800mm × D1800mm × H750mm

Materials: Spruce lumber triboard, linoleum, Corian®

Colours: Black linoleum, glacier white Corian®



Udukuri

Jo Nagasaka

Design: 2012

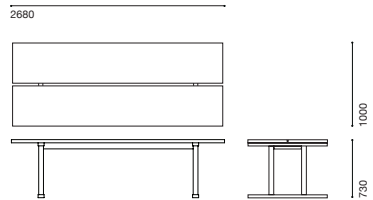

Description: Meeting, display or dining table

Dimensions:

L2680mm × D1000mm × H730mm

Materials: Solid ash, douglas fir, epoxy resin

Colour: Turquoise green, midnight black, magenta



Wrongwoods Table

Richard Woods & Sebastian Wrong

Design: 2017

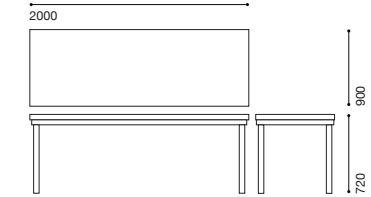
Description: Dining table

Dimensions:

L2000mm × D900mm × H720mm

Materials: Plywood, timber, paint, clear lacquer

Colour: Five colour Palm Springs, light grey with dark grey, white with black



Zero-In

BarberOsgerby

Design: 2005

Description: Low table

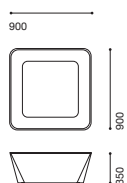
Dimensions:

L900mm × D900mm × H350mm

Materials: Satin-finish polyester moulded compound, 4mm toughened glass

Colours: Light blue RAL EFFECT 730-5, white RAL 9003, umbra grey RAL 7022, cinnabar orange NCS S 2075-Y70R

Special Finishes: Black RAL 9005 with black tinted glass



Zipzi

Michael Young

Design: 2007

Description: Side and low table

Dimensions:

Ø500mm × H500mm

Ø900mm × H350mm

Materials: FR resin coated paper, steel, toughened 8mm glass

Colours:

Ø500: Pattern 1 (fresh hues):

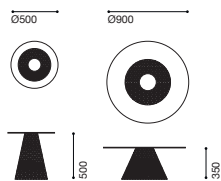
White, lime green, green, umbra grey

Ø900: Pattern 2 (cool hues):

White, pale green, pale blue, umbra grey

Ø500, Ø900: Pattern 3 (warm hues):

White, pink, red, umbra grey



Crate Series

Jasper Morrison

Design: 2006

Description: Flexible storage

Dimensions:

The Crate:

L375mm × D175mm × H500mm

Crate Series No.1:

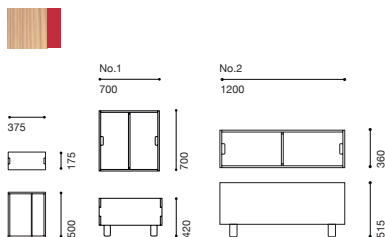
L700mm × D700mm × H420mm

Crate Series No.2:

L1200mm × D360mm × H515mm

Materials: Yellow pine, wax, synthetic webbing

Hinge colour: Red



Stack

Raw Edges/Shay Alkalay

Design: 2008

Description: Tower of drawers

Dimensions:

8 drawers:

H1080mm × L565mm × D615mm

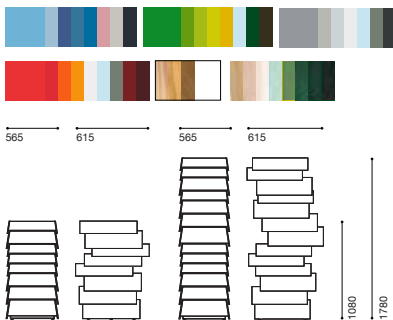
13 drawers:

H1780mm × L565mm × D615mm

Materials: Birch plywood, fibre board, clear lacquer, steel, ball bearing movement, soft castors

Colour Palettes: Blue, green, neutral, red

Wood Veneer Palettes: Natural, sage



Wrongwoods

Richard Woods & Sebastian Wrong

Design: 2007

Description: Night table with drawers, chest of drawers, cabinet with sliding doors in two sizes, room divider

Dimensions:

Night table:

L585mm × D355mm × H595mm

Chest of drawers:

L1090mm × D510mm × H735mm

Low cabinet:

L1500mm × D405mm × H645mm

Long low cabinet:

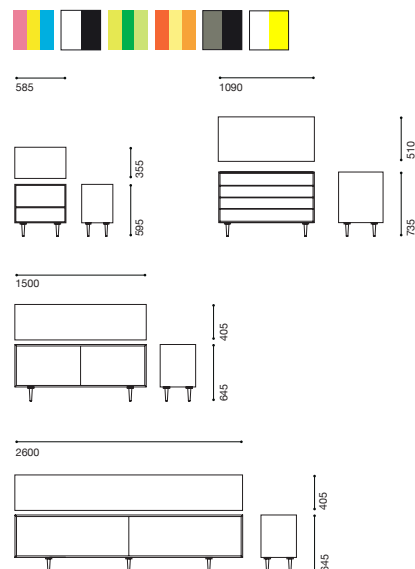
L2600mm × D405mm × H645mm

Room Divider:

L1000mm × D340mm × H1460mm

Materials: Plywood, timber, paint, clear lacquer

Colours: Pink with blue, white with black, white with green, yellow with red



Wall To Wall

Shay Alkalay & Yael Mer

Design: 2009

Description: Herringbone parquet flooring system

Dimensions:



L1000mm × L1000mm,
(72 blocks, L250mm × D65mm × H20mm)

Materials: Natural oak, stained

Notes: Artisan material and process, variations occur. Minimum project 50m²; Minimum accent colour 1m², 10-15% approximate wastage; professional floor preparation and installation required; final layer of protective lacquer must be applied after installation

Base Colours: Natural oak, air palette blue mix of three hues, stone palette grey mix of three hues, sand palette beige mix of three hues

Accent Colours: Bordeaux red, candy pink, dark green, dark grey, dark pink, dark purple, fuchsia pink, grass green, light green, off-white, orange, yellow



Pricing

This price list is valid from the 5th of March 2017 and supersedes all previous lists. All prices shown are recommended public prices in British Pounds Sterling £ / Euro € exclusive of VAT, any local taxes and before any discounts granted by Established & Sons to its trade partners. Pricing includes shipping to mainland of United Kingdom and selected European countries provided the Minimum Order Value (MOV) is met or exceeded. Customers collecting ex works from our UK warehouse qualify for an additional 3% discount applied to the recommended public price. Quotations are valid for a period of 30 days unless otherwise stated.

Lead Times for Quick-Ship Programme

Established & Sons best-selling products are held in stock and are available on 'quick ship', i.e. typically ready to ship within 5 working days. Please refer to the current stock list for up-to-date availability. To receive regular emails with stock availability update, please ask your account manager to add you to the mailing list.

Lead Times for Made-to-Order (MTO) Programme

Lead times vary from product to product. Indicative lead times are included in the price list and range from 8-14 weeks. Quoted lead times are approximate and refer to collection at our UK warehouse, i.e. exclude shipping. The actual estimated lead time applicable to a specific MTO order will be stated in the order confirmation. Please note that for bespoke products & project orders (MTO>1) longer lead times will apply and that lead times only begin upon receipt of a 50% deposit which is required for all MTO orders.

COM / COL Orders

Any custom orders (e.g. colour combinations or fabrics) are subject to Established & Sons approval and customers are asked to submit a minimum 10cmx10cm sample of COM/COL for preliminary approval to determine the suitability for the respective product. Please note that Established & Sons preliminary approval is not a guarantee of suitability and Established & Sons is not responsible for the performance of COM/COL. Please send any samples to Established & Sons's office in London. Following approval and order confirmation, COM/COL for manufacture of the product must be shipped to the specified factory (addresses will be provided by the sales team as and when needed) free of charge and duties. Packing list and textile must include Established & Sons order number and product, country of origin and content.

Payment

Established & Sons standard terms require full payment prior to dispatch of products. Regular customers may apply for limited credit terms applicable to orders from the Quick Ship Program. Please note that all MTO and COM/COL orders require payment of a 50% deposit prior to commencement of production and payment of the balance prior to dispatch.

Delivery

Established & Sons will only deliver to agreed addresses which can be warehouse locations or kerb-side and is not responsible for off-loading or installation of the products. Customers are required to provide appropriate equipment and manual labour at the delivery point at their own expense. Standard kerb-side delivery to the mainland of Austria, Belgium, Denmark, France, Germany, Ireland, Italy, Luxembourg, Portugal, Spain, Switzerland, The Netherlands and the United Kingdom is free of charge for all orders with a value of more than €1000 (UK: £1000) Net after any trade discounts (MOV). For all orders below €1000 (UK: £1000) Net a delivery surcharge of €50 (UK: £45) applies. For all other territories, ex-works pricing applies, however kerb-side delivery services can be quoted for upon request.

Ex-Works

Ex-works orders must be collected at our UK warehouse. A copy of the dispatch list (DL) / commercial invoice (CI) with packing dimensions and collection instructions will be communicated to customers once products are ready for collection. IMPORTANT: Customers must book collection in advance with the Established & Sons warehouse quoting DL details provided and the freight forwarder must quote the DL number on collection, otherwise the warehouse will not release the goods. For VAT to be zero-rated proof of export documents must be received by Established & Sons within 90 days of collection date.

Returns and Damages

Any returns must be agreed in advance by Established & Sons failing which no refund or replacement will be accepted. Notification of damage to any products received must be notified to Established & Sons in writing within 5 days of delivery by providing Established & Sons with images of packaging and damages and a completed condition report form. Any agreed returns will only be accepted if products are returned in original packaging and unused.

Cancellation of Orders

Cancellation of orders can only be accepted in writing and may incur a cancellation fee up to 60% of order value. Any deposits paid towards MTO or COM/COL orders will not be refunded and cancellations received by Established & Sons after dispatch of the products will not be accepted.

Warranty

Established & Sons offers a 12-month warranty covering attested defects of manufacture and provided the buyer has been compliant with the agreed terms of supply including payment.

Copyright

All the designs shown by Established & Sons are protected under copyright law. Established & Sons has the property rights to manufacture and sell these products and holds the exclusive manufacturing and distribution rights worldwide. Any infringements will be prosecuted.

Applicable Law

The agreements regulated by these Terms & Conditions shall be governed by the laws of the United Kingdom and the customer agrees to submit to the exclusive jurisdiction of the UK courts.

Product Notes

The brightness of low energy eco light bulbs is measured in lumens. 400 lumens is considered suitable for table lamps and between 1,500 and 3,000 total lumens (which can come from multiple bulbs) is considered as suitable for a living room. Old-style incandescent 25W lightbulbs roughly equate to 220+ lumens, 40W to 400+ lumens, 60W to 700+ lumens, 75W to 900+ lumens and 100W = 1300+ lumens.

The artisan technique used in our mouth-blown glass and hand-made ceramics collection creates unique pieces, some of which may feature characteristics of hand-crafted manufacturing (i.e. variations) and customers are asked to bear this in mind, particularly when ordering multiples. Every effort is made to ensure colour matches, however Established & Sons cannot guarantee exact colour match for any product finishes, wood or fabric variances. Fabric and colour swatches are for reference only. Whilst every effort is made to ensure accurate representation of product colours, finishes and dimensions, Established & Sons reserve the right to alter these details without notice in compliance with its own production needs or technological changes.

Recommended Use

Residential Use

Suitable for everyday use within a family home.

Light Contract Use

Suitable for meeting rooms, lobbies and break-out spaces that are not used intensively.

Moderate Contract Use

Suitable for meeting rooms, lobbies and break-out spaces in frequent use.

General Contract Use

Suitable for all day use within hotel rooms, offices, restaurants and bars. General contract use is not suitable for severe contract use within hotel foyers, departure halls, cafeterias and schools.

Products are not suitable for outdoor use unless specifically stated. Durability and mechanical strength of materials, joints and fixings may be compromised at clients own risk if the product is placed within an unsuitable environment or misused. Please follow product manual instructions to best care for your Established & Sons product.

Disclaimer

Established & Sons reserves the right to carry out modifications to its price list and terms of supply without prior notice and with immediate effect. Following the customers purchase order by fax, email or mail, only receipt of an Established & Sons confirmation of order or proforma invoice constitutes a contract to supply. Any discrepancies must be notified within 3 working days of the receipt of order confirmation. Any typographical, clerical or other accidental errors or omissions on documentation or information issued by Established & Sons shall be subject to correction without liability on the part of Established & Sons.

All lead times provided by Established & Sons (including all lead times provided in this price list) are estimates only and whilst Established & Sons will do its utmost to meet delivery dates, it shall not be under any liability whatsoever for delay in estimated delivery times or failure to deliver for any cause, or from any loss or damages that arise.

Established & Sons may grant, cancel or change credit terms and limits at its sole discretion and may request full advance payment for specific orders at any time. Any approved credit is applicable to orders from the Quick Ship Program only, all goods delivered remain the property of Established & Sons until the customer has paid the price in full and any credit terms granted are subject to annual confirmation by Established & Sons. For customers with an agreed and current credit limit, orders will be dispatched as soon as they are ready for shipment as long as the customer's account remains within the agreed credit limits and the customer does not have any overdue invoices with Established & Sons. For customers without agreed credit terms, full payment must be received (i.e. funds having cleared in Established & Sons bank account) before an order can be dispatched. In cases where invoices or requests for payment remain unpaid beyond their due date, Established & Sons reserves the right to release any stock reserved for the order and takes no responsibility for any resulting increase in lead times.

Unless otherwise stated the packaging is cardboard and order may be grouped or palletized for shipment. Established & Sons reserve the right to alter packaging dimensions or weights without prior notice. Any potential claims associated with shipping damage must be notified to the carrier in writing by recording damage details on the accompanying shipment documentation confirmed by the carriers' signature. In case customers cannot inspect goods immediately at receipt the phrase "received with reserve" must be recorded on all accompanying shipment documentation or Established & Sons must be notified otherwise in writing on the day of delivery. Customers must make reasonable efforts to inspect goods as soon as possible and Established & Sons may refuse any claims made more than 48 hours following receipt of shipment. Established & Sons will not be liable for any damages in the event that the customer has not complied with directions provided concerning the assembly of a product or for any damages arising from misuse or lack of maintenance and care of the delivered items. Established & Sons will not accept or pay for any invoice sent by third parties for the repairing of defective products.

Established & Sons reserve the right to cancel any order if the customer has breached one or more of these its Terms & Conditions or has been subjected to any insolvency procedure or if any amounts owed by the customer to Established & Sons become overdue or if events arise that materially impact Established & Sons ability to execute the order as agreed with the customer (e.g. unexpected fluctuations in raw material availability).



+44 (0)20 7608 0990
info@establishedandsons.com
establishedandsons.com