

David Trubridge



Swish


Swish (2007) explores the conversation between form, line, and motion. It creates a subtle lighting, with diffusing panels which prevent the glare of the bulb showing through the spaces in the wood.

# Swish

Kitset pendant light  
Design: 2007

Polycarbonate  
Bamboo plywood  
Nylon fixings

**OPTIONS**



Natural      Caramel      Black Stain  
All surfaces



NATURAL

## SMALL

230mm(w) X 560mm(h)

E27 (E26 USA only)  
Max 60 w

0.8kg

2m

## LARGE

330mm(dia) X 750mm(h)

E27 (E26 USA only)  
Max 60 w

1.2kg

2m



1kg  
785 x 120 x 70  
0.0065m<sup>3</sup>

1.5kg  
785 x 120 x 70  
0.0065m<sup>3</sup>

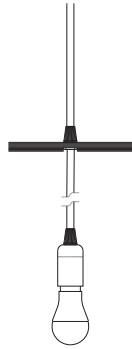
### CARE INSTRUCTIONS

All wooden and/or polycarbonate lights are intended for use in dry interior conditions only and can be cleaned with a soft cloth dampened in warm soapy water when the light is switched off.

### WARRANTY

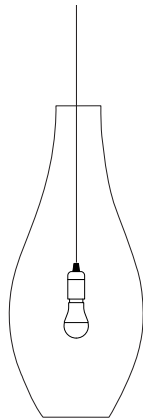
This light is warranted for three years from date of purchase for failure of parts.

WIRING / SUSPENSION DETAILS




E27 (E26 USA)

LAMP/BULB HANGING GUIDE



David Trubridge PENDANT SERIES

 This luminaire is compatible with bulbs of the energy classes:

- A+
- A
- B
- C
- D
- E

874/2012 